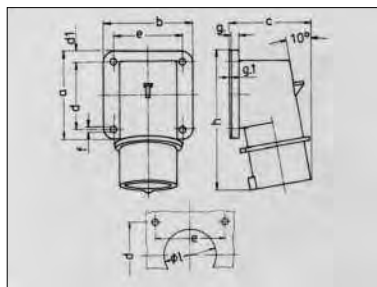




IP44 ▲ SPLASHPROOF APPLIANCE PLUGS, EQUIPMENT MOUNTED – MOULDED

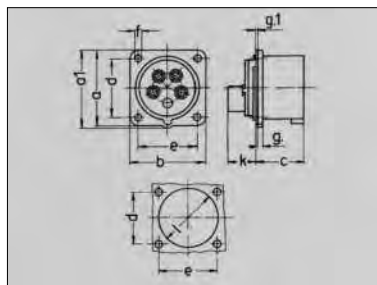
| A | V | ⊕ 2P+E | ⊕ 3P+E | ⊕ 3P+N+E |
|----|-------|--------|--------|----------|
| 16 | ■ 230 | — | 372 | 378 |
| | ■ 400 | — | 373 | 379 |
| | ■ 500 | — | 374 | — |
| 32 | ■ 230 | 381 | 384 | 390 |
| | ■ 400 | 382 | 385 | 391 |
| | ■ 500 | — | 386 | — |



| Amp. | 16 | | 32 | | | |
|---------------------|---------------------------------------|-----|-----|-----|-----|-----|
| Pole | 4 | 5 | 3 | 4 | 5 | |
| Dimensions in mm | a | 85 | 85 | 75 | 75 | 75 |
| | b | 85 | 85 | 90 | 90 | 90 |
| | c | 75 | 79 | 87 | 87 | 90 |
| | d | 64 | 64 | 45 | 45 | 45 |
| | d1 | 10 | 10 | 13 | 13 | 13 |
| | e | 64 | 64 | 78 | 78 | 78 |
| | f | 5,5 | 5,5 | 5,5 | 5,5 | 5,5 |
| | g,1 | 6 | 6 | 6 | 6 | 6 |
| | h | 2 | 2 | 2 | 2 | 2 |
| | l | 129 | 129 | 137 | 137 | 138 |
| | min. Cross Section (mm ²) | 50 | 50 | 55 | 55 | 55 |
| | max. Cross Section (mm ²) | 1 | 1 | 2,5 | 2,5 | 2,5 |
| | | 2,5 | 2,5 | 6 | 6 | 6 |

IP44 ▲ SPLASHPROOF APPLIANCE PLUGS, PANEL MOUNTED – MOULDED

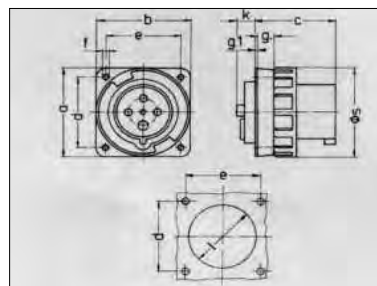
| A | V | ⊕ 3P+N+E |
|----|-------|----------|
| 16 | ■ 400 | A0418 |
| 32 | | A0400 |



| Amp. | 16 | 32 | |
|---------------------|---------------------------------------|-----|-----|
| Pole | 5 | 5 | |
| Dimensions in mm | a | 66 | 72 |
| | a1 | 69 | 78 |
| | b | 66 | 72 |
| | c | 43 | 52 |
| | d | 52 | 60 |
| | e | 52 | 60 |
| | f | 4,5 | 4,5 |
| | g,1 | 4,5 | 4,5 |
| | k | 2 | 2 |
| | l | 27 | 32 |
| | min. Cross Section (mm ²) | 59 | 63 |
| | max. Cross Section (mm ²) | 1 | 2,5 |
| | | 2,5 | 6 |

IP67 ▼ WATER TIGHT APPLIANCE PLUGS, PANEL MOUNTED - MOULDED

| A | V | ⊕ 2P+E | ⊕ 3P+E | ⊕ 3P+N+E |
|-----|-------|--------|--------|----------|
| 63 | ■ 230 | 836 | 3704 | — |
| | ■ 400 | — | 3656 | A0420 |
| | ■ 500 | — | 3657 | — |
| 125 | ■ 230 | 3665 | 3413 | — |
| | ■ 400 | — | 3583 | A0422 |
| | ■ 500 | — | 3600 | — |



| Amp. | 63 | | | 125 | | | |
|---------------------|---------------------------------------|-----|-----|-----|-----|-----|-----|
| Pole | 3 | 4 | 5 | 3 | 4 | 5 | |
| Dimensions in mm | a | 110 | 110 | 110 | 130 | 130 | 130 |
| | b | 106 | 106 | 106 | 130 | 130 | 130 |
| | c | 86 | 86 | 86 | 112 | 112 | 112 |
| | d | 90 | 90 | 90 | 104 | 104 | 104 |
| | e | 90 | 90 | 90 | 104 | 104 | 104 |
| | f | 5,5 | 5,5 | 5,5 | 6,5 | 6,5 | 6,5 |
| | g,1 | 12 | 12 | 12 | 18 | 18 | 18 |
| | k | 2 | 2 | 2 | 2 | 2 | 2 |
| | l | 28 | 28 | 28 | 28 | 28 | 28 |
| | s | 73 | 73 | 73 | 95 | 95 | 95 |
| | min. Cross Section (mm ²) | 113 | 113 | 113 | 132 | 132 | 132 |
| | max. Cross Section (mm ²) | 6 | 6 | 6 | 25 | 25 | 25 |
| | | 16 | 16 | 16 | 70 | 70 | 70 |

Note: All "A" numbers represent ex stock items. All other numbers are available on request.