








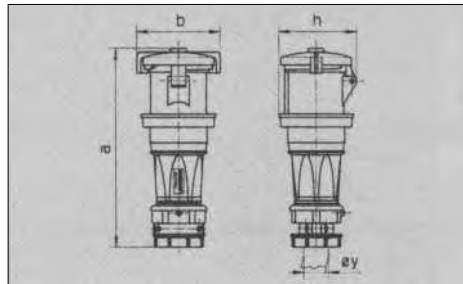







IP67  **WATERTIGHT CONNECTOR (COUPLER) - MOULDED**

A	V	 2P+E	 3P+E	 3P+N+E
63	 230	1574	1116	1120
	 400	1575	A0510	A0512
	 500	—	A0511	A0501
125	 230	3390	1449	1453
	 400	—	A0513	A0515
	 500	—	A0514	—

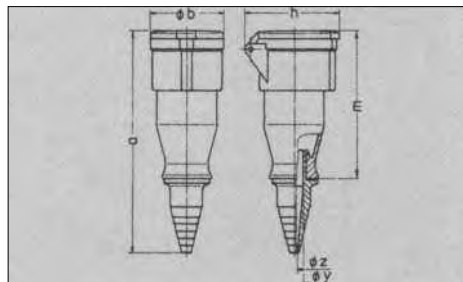
Amp.	63			125		
Pole	3	4	5	3	4	5
Dimensions	a	264	264	264	320	320
	b	118	118	118	135	135
in mm	h	113	113	113	124	124
	y	36	36	36	50	50








IP44  **SPLASHPROOF CONNECTOR (COUPLER) 7 POLE (6P+E) – MOULDED**

A	7 POLE	 230 V	 400 V	 500 V
16		A0518	A0519	1065
32		747	A0520	1070

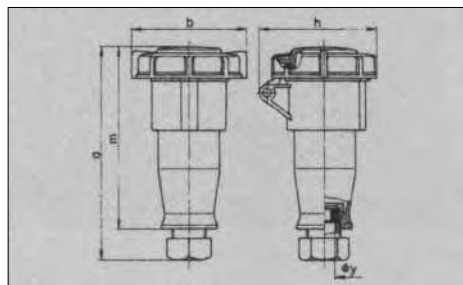
Amp.	16	32	
Pole	7	7	
Dimensions	a	177	225
	b	66	73
in mm	h	85	95
	m	124	150
	y	17,5	24
	z	7,5	10



IP67  **WATERTIGHT CONNECTOR (COUPLER) - MOULDED**

A	7 POLE	 230 V	 400 V	 500 V
16		3783	3916	3784
32		2406	2255	2640

Amp.	16	32	
Pole	7	7	
Dimensions	a	149	181
	b	96	110
in mm	h	95	105
	m	131	158
	y	16	21,5



Note: All "A" numbers represent ex stock items. All other numbers are available on request. Other voltages are also available on request.