

AMPCO SWITCHED SOCKETS 25, 40, 63, 100A - 500V

Flat Oval DIN Type, with isolator

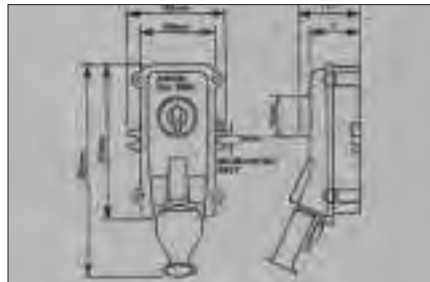
Flat oval type plugs and sockets, mechanically interlocked, with on-load isolator. Housing made of cast aluminium. Housing is epoxy powder coated to give an attractive appearance and a lasting finish, even in coastal atmospheres. All springs and screws are cadmium plated. Inserts are manufactured of brass, inserted in moulded insulation (unbreakable and

heat resistant). Switch socket splashproof protected for outdoor installation. One bottom and one top entry (M25/32) provided for easy cable or conduit termination.

IP44 SPLASHPROOF SWITCHED DUAL INTERLOCKED SOCKET -

A	V	3P+E	3P+N+E
25	400/500	A1207	A1210
40	400/500	A1213	A1216

DIMENSIONS: IN mm

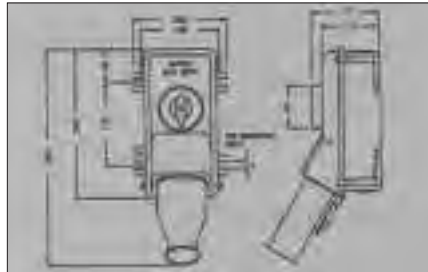


WEIGHT:
SOCKET 3,2 kg
PLUG TOP 0,5/0,7 kg

IP44 SPLASHPROOF SWITCHED DUAL INTERLOCKED - METAL

A	V	3P+E	3P+N+E
63	400/500	A1219	A1224

DIMENSIONS: IN mm



WEIGHT:
SOCKET 5 kg
PLUG TOP 1,2 kg

IP44 SPLASHPROOF DUAL INTERLOCKED SOCKET - METAL WITH INTEGRATED CIRCUIT BREAKER

A	V	3P+E	3P+N+E
63	400/500	A1221	ON REQUEST

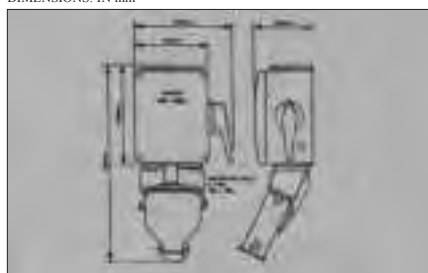
DIMENSIONS AS A1224

IP44 SPLASHPROOF SWITCHED DUAL INTERLOCKED SOCKET -

A	V	3P+E	3P+N+E
100	400/500	A1202*	A1248*

*NOW FITTED WITH LAM CONTACTS

DIMENSIONS: IN mm



WEIGHT:
SOCKET 7 kg
PLUG TOP 1,5 kg

Note: Above socket units originate from the old German industrial norm DIN 49449 up to 100A. They are widely used units in South Africa and neighbouring countries. However they have to be phased out in South Africa before the year 2000 for new installations. See SABS letter on page 36.