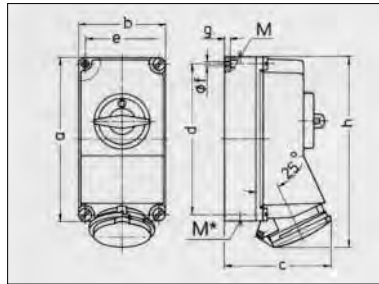




**IP44 ▲ SPLASHPROOF, DUO INTERLOCKED SWITCH SOCKET – MOULDED**

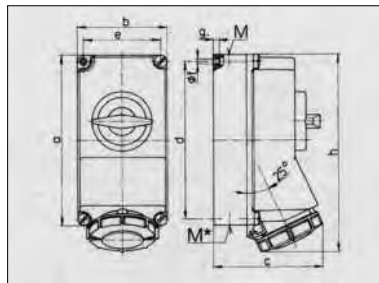
A	V	⊕ 2P+E	⊕ 3P+E	⊕ 3P+N+E
16	230	7002	5099	5102
	400	—	A0604	A0606
	500	—	A0605	—
32	230	A0614	5104	5107
	400	—	A0607	A0609
	500	—	A0608	—



Amp.	16			32			
	Pole	3	4	5	3	4	5
Dimensions in mm	a	225	225	225	225	225	225
	b	118	118	118	118	118	118
	c	141	141	141	146	146	146
	d	208	208	208	208	208	208
	e	101	101	101	101	101	101
	f	6,3	6,3	6,3	6,3	6,3	6,3
	g	8	8	8	8	8	8
	h	250	252	254	264	264	264
	M	1x25 and 1x32			1x25 and 1x32		
	M*	2x25	2x25	2x25	2X25	2X25	2X25
	min. Cross Section (mm <sup>2</sup> )	1,5	1,5	1,5	2,5	2,5	2,5
	max. Cross Section (mm <sup>2</sup> )	4	4	4	10	10	10
	max. cable diam. (mm)	25	25	25	25	25	25

**IP67 ▼▼ WATERTIGHT, DUO INTERLOCKED SWITCH SOCKET –**

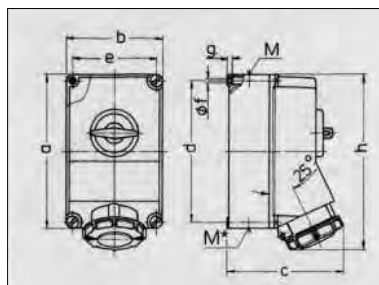
A	V	⊕ 2P+E	⊕ 3P+E	⊕ 3P+N+E
16	230	A0617	5599	5602
	400	—	—	—
	500	—	—	—
32	230	5793	5604	5607
	400	—	—	—
	500	—	5606	—



Amp.	16			32			
	Pole	3	4	5	3	4	5
Dimensions in mm	a	225	225	225	225	225	225
	b	118	118	118	118	118	118
	c	144	146	147	152	152	153
	d	208	208	208	208	208	208
	e	101	101	101	101	101	101
	f	6,3	6,3	6,3	6,3	6,3	6,3
	g	8	8	8	8	8	8
	h	252	255	259	268	268	274
	M	1xM25 and 1xM32			1xM25 and 1xM32		
	M*	2x25	2x25	2x25	2X25	2X25	2X25
	min. Cross Section (mm <sup>2</sup> )	1,5	1,5	1,5	2,5	2,5	2,5
	max. Cross Section (mm <sup>2</sup> )	4	4	4	10	10	10
	max. cable diam. (mm)	25	25	25	25	25	25

**IP67 ▼▼ WATERTIGHT, DUO INTERLOCKED SWITCH SOCKET –**

A	V	⊕ 2P+E	⊕ 3P+E	⊕ 3P+N+E
63	230	5911	5109	5112
	400	—	A0610	A0612
	500	—	A0611	A0615



Amp.	63			
	Pole	3	4	5
Dimensions in mm	a	264	264	264
	b	163	163	163
	c	196	196	196
	d	240	240	240
	e	140	140	140
	f	8,1	8,1	8,1
	g	8	8	8
	h	300	300	300
	M	40	40	40
	M*	40	40	40
	min. Cross Section (mm <sup>2</sup> )	6	6	6
	max. Cross Section (mm <sup>2</sup> )	25	25	25
	max. cable diam. (mm)	32	32	32

Note: All "A" numbers represent ex stock items. All other numbers are available on request. Other voltages are also available on request.