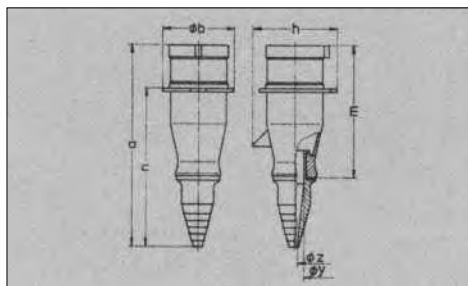




IP44 ▲ SPLASHPROOF PLUG, 7 POLE (6P+E) – MOULDED

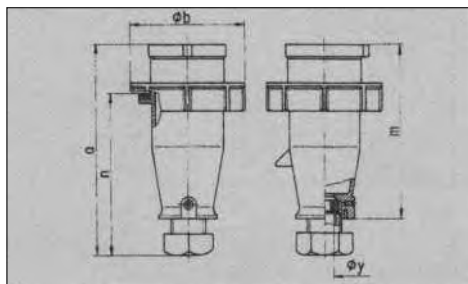
A	7 POLE	■ 230 V	■ 400 V	■ 500 V
16		A0127	A0128	1055
32		743	A0129	1066



Amp.	16	32	
Pole	7	7	
Dimensions in mm	a	169	214
	b	67	77
	h	73	90
	m	116	141
	n	132	168
	y	16,5	24
	z	7,5	7

IP67 ▼ WATER TIGHT PLUG, 7 POLE (6P+E) - MOULDED

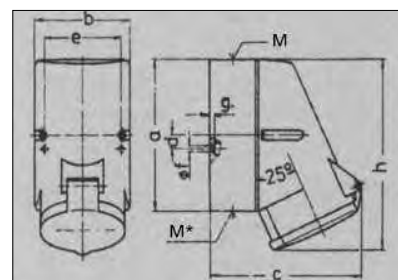
A	7 POLE	■ 230 V	■ 400 V	■ 500 V
16		3776	2322	3913
32		2405	2324	2213



Amp.	16	32	
Pole	7	7	
Dimensions in mm	a	138	166
	b	87	102
	m	116	141
	n	106	126
	y	16	21,5

IP44 ▲ SPLASHPROOF, SURFACE MOUNTED SOCKET OUTLETS –

A	V	⊕ 2P+E	⊕ 3P+E	⊕ 3P+N+E
16	■ 230	A0200	104	110
	■ 400	102	A0201	A0217
	■ 500	—	A0202	2000
32	■ 230	A0204	1424	1556
	■ 400	1422	A0205	A0221
	■ 500	—	A0206	3152
63	■ 230	1137	1140	1144
	■ 400	1138	1141	1145
	■ 500	—	1142	—



Amp.	16		32			63			
Pole	4	5/7	3	4	5	3	4	5	
Dimensions in mm	a	128	128	128	128	128	170	170	170
	b	84	84	84	84	84	118	118	118
	c	117	119	131	131	133	164	164	164
	d	11	11	11	11	11	136	136	136
	e	68	68	68	68	68	104	104	104
	f	5,3	5,3	5,3	5,3	5,3	6,1	6,1	6,1
	g	4	4	4	4	4	6	6	6
	h	144	145	158	158	160	216	216	216
	M	20	20	20	20	20	40	40	40
	M*	for 2x 20 blind to be cut out		for 2x 20 blind to be cut out			for 2x 40 blind to be cut out		
min. Cross Section (mm²)	1,5	1,5	2,5	2,5	2,5	6	6	6	
max. Cross Section (mm²)	4	4	10	10	10	25	25	25	
max. cable diam. (mm)	20,5	20,5	20,5	20,5	20,5	27	27	27	

Note: All "A" numbers represent ex stock items. All other numbers are available on request.