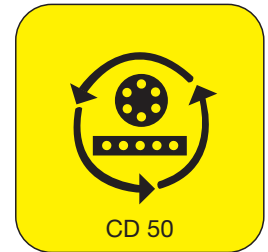



TEXOSILTM CABLE – TSGL

BRAIDED, FLEXIBLE SILICONE RUBBER CABLE ACC. TO VDE 0250, OPERATING VOLTAGE 600V



**FOR HIGH AMBIENT TEMPERATURE
AND LOWER MEDIUM MECHANICAL STRESS or ** for “KK”**



CONSTRUCTION

Conductor of copper, finely stranded, class 5 – insulation of dielectrical and thermal high quality silicone rubber, extruded and marked ...

Pic 1 ... for single core wire: glass fibre braided, white

Pic 2 ... for multi core cables: cores laid up – sheathing of ozone and ray resistant silicone rubber which is also water repellent and anti adhesive – glass fibre braided, white

Please Note: Powermite TSGL cables are available in different voltages, colours, tear quality, super fine stranding bare or tinned, high tension ignition insulation, individual and collective braiding with a variety of materials which offer different mechanical properties i.e. stainless steel, galvanised steel or SABtex, an ecologically harmless flame protection as opposed to asbestos. (See pages 29-35).

CORE IDENTIFICATION to VDE 0293

Up to 5 cores : mostly coloured

6 cores and more : mostly black with white numbers

Cable description bearing – O without earth core

Cable description bearing – J with green/yellow earth core

APPLICATION:

TSGL cables can be used for wide ranging industrial applications where very hot and cold temperatures have to be accommodated. Silicone's ability not to cling to adhesive surfaces is often needed. This cable finds use in foundries, steel works, saunas, ships and aircrafts, chemical and certain foodstuff factories, mines and other such industries. It is available as Power, Control and Instrumentation cable for use in the wiring of switchgear, sockets, lamps, heaters or other such gear. The glass fibre braid enhances particularly the mechanical ability of the cable/wire while it is halogen free.

**** The “KK” quality will provide an increased tear resistance on cores and/or sheath (please specify)**

Cables and wires for a temp. range of up to + 1550 °C on request, see page 40

For chemical resistance table refer to page 57 table 12

TECHNICAL DATA

| | | | |
|------------------------------|-------------------------------------------------------------|------------------------|----------------------------------------------------------------|
| 1. Max. operating Voltage AC | : 360 V/600 V | 6. Current Capacity | : see Table 3 page 52, for increased ambient temperature |
| 2. Max. operating Voltage DC | : 540 V/900 V | 7. Insulation | : low smoke emission, no flame propagation, no corrosive gases |
| 3. Test Voltage AC | : 2000 V | 8. Specification | : according to VDE 0250 |
| 4. Conductor resistance | : to VDE 0295 Class 5 | 9. Min. bending radius | : mobile 25 x cable O.D. fixed 10 x cable O.D. |
| 5. Temperature range | : mobile – 25 °C to + 180 °C fixed – 50 °C to + 250 °C + | 10. Tensile stress | : not to exceed 15N/mm ² |

+ radiating heat at intervals

| No. of cores and rated cross section | max. diameter of single strands | max. outer dimension | weight approx. | No. of cores and rated cross section | max. diameter of single strands | max. outer dimension | weight approx. |
|--------------------------------------|---------------------------------|----------------------|----------------|--------------------------------------|---------------------------------|----------------------|----------------|
| mm ² | mm | mm | kg/km | mm ² | mm | mm | kg/km |
| TSGL (please specify colour)* | | | | TSGL (please specify colour)* | | | |
| 1 x 0,5 | 0,21 | 2,7 | 14,0 | 1 x 70,0 | 0,41 | 16,0 | 798,0 |
| 1 x 0,75 | 0,21 | 3,0 | 17,0 | 1 x 95,0 | 0,509 | 18,8 | 1079,0 |
| 1 x 1,0 | 0,21 | 3,1 | 19,7 | 1 x 120,0 | 0,509 | 20,0 | 1336,0 |
| 1 x 1,5 | 0,26 | 3,6 | 26,6 | 1 x 150,0 | 0,509 | 22,1 | 1657,3 |
| 1 x 2,5 | 0,26 | 4,2 | 39,4 | 1 x 185,0 | 0,509 | 23,5 | 2028,3 |
| 1 x 4,0 | 0,31 | 4,8 | 57,2 | 1 x 240,0 | 0,509 | 27,2 | 2617,4 |
| 1 x 6,0 | 0,31 | 5,5 | 78,8 | 1 x 300,0 | 0,509 | 30,3 | 3251,5 |
| 1 x 10,0 | 0,41 | 7,6 | 141,0 | | 0,26 | 8,5 | 93,7 |
| 1 x 16,0 | 0,41 | 8,6 | 204,0 | 2 x 1,5 | 0,26 | 9,5 | 138,0 |
| | | | | 2 x 2,5 | | | |
| 1 x 25,0 | 0,41 | 10,5 | 315,0 | | 0,26 | 9,9 | 169,0 |
| 1 x 35,0 | 0,41 | 11,7 | 415,8 | | | | |
| 1 x 50,0 | 0,41 | 14,4 | 589,0 | 3 x 2,5 | | | |

*Please specify your core colour requirement on single cores by stating 01 – red, 02 – black, 03 – blue, 28 – green/yellow, 05 – yellow, 06 – white

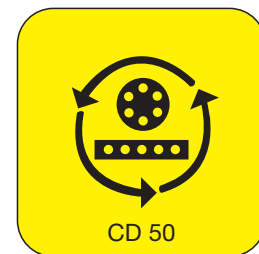
Sizes, cores and designs not stated here are available on request.

Above sizes may require minimum quantities
All quoted data is approximate and not binding

continued overleaf

TEXOSILTM CABLE – TSGL

BRAIDED, FLEXIBLE SILICONE RUBBER CABLE ACC. TO VDE 0250, OPERATING VOLTAGE 600V



**FOR HIGH AMBIENT TEMPERATURE
AND LOWER MEDIUM MECHANICAL STRESS or ** for “KK”**

| No. of cores and rated cross section | max. diameter of single strands | max. outer dimension | weight approx. |
|--------------------------------------------|------------------------------------------|----------------------------|-------------------|
| mm ² | mm | mm | kg/km |
| TSGL-J | | | |
| 3 x 0,75 | 0,21 | 6,9 | 71,0 |
| 3 x 1,5 | 0,26 | 8,4 | 112,0 |
| 3 x 2,5 | 0,26 | 9,9 | 169,0 |
| 3 x 4,0 | 0,31 | 11,7 | 240,6 |
| 3 x 6,0 | 0,31 | 13,4 | 329,0 |
| 4 x 0,75 | 0,21 | 7,5 | 83,2 |
| 4 x 1,5 | 0,26 | 9,3 | 142,3 |
| 4 x 2,5 | 0,26 | 11,3 | 213,2 |
| 4 x 4,0 | 0,31 | 12,7 | 294,0 |
| 4 x 6,0 | 0,31 | 14,6 | 405,0 |
| 7 x 0,75 | 0,21 | 9,0 | 126,0 |
| 7 x 1,5 | 0,26 | 11,3 | 217,2 |
| 7 x 2,5 | 0,26 | 13,5 | 328,5 |
| 7 x 4,0 | 0,31 | 15,3 | 463,0 |
| 7 x 6,0 | 0,31 | 17,9 | 657,0 |
| 12 x 1,5 | 0,26 | 14,7 | 344,0 |
| 18 x 1,5 | 0,26 | 17,6 | 503,0 |

Sizes, cores and designs not stated here are available on request.

** The “KK” quality can indicate increased tear resistance available on cores and sheath. – see page 33

Cables and wires for a temperature range of up to 1550°C on request, see page 40