








| Series | S-K | Power 80A 830V/8kV/3 Signal 16A 400V/6kV/3 | S-K | Power 80A 500V/8kV/3 Signal 16A 500V/6kV/3 | | |
|--|---|--|--|---|-------------|------------|
| No. of poles | 4p x 80A + ⊕ - 4p x 80A + 2p x 16A + ⊕ | | 4p x 80A + 8p x 16A + ⊕ | | | |
| Electrical characteristics according to EN61984 UL/CSA 600V-UL1977 UL, (UL, CSA) CE RoHS |  | |  | | | |
| Size | 16B «77x27» | | 24B «104x27» | | | |
| Terminal | Screw | | Screw | | | |
| Wire section mm ² /AWG | Power 1,5 ÷ 16/16÷5 - Signal 0,5 ÷ 2,5/20-14 | | Power 1,5 ÷ 16/16-5 - Signal 0,5 ÷ 2,5/20-14 | | | |
| Numbering | 1-4 | 1-4/11-12 | | | | |
| Female insert | 7304.6044.0 | 7306.6045.0 | 7312.6043.0 | | | |
| Male insert | 7304.6144.0 | 7306.6145.0 | | 7312.6143.0 | | |
| Series | S-Q 5/0 | 16A | 230V/400V/4kV/3 | S-Q 12 | 10A | 400V/4kV/3 |
| No. of poles | 5p + ⊕ <i>New</i> | | | 12p + ⊕ <i>New</i> | | |
| Electrical characteristics according to EN61984 UL/CSA 600V-UL1977 UL, (UL, CSA) CE RoHS |  | | |  | | |
| Size | 3A «21x21» | | | 3A «21x21» | | |
| Terminal | Crimp | | | Crimp | | |
| Wire section mm ² /AWG | 0,14 ÷ 2,5 / 26-14 | | | 0,14 ÷ 2,5 / 26-14 | | |
| Numbering | 1-5 | | | 1-12 | | |
| Female insert | 7605.5801.0 | | | 7612.5805.0 | | |
| Male insert | | 7605.5901.0 | | | 7612.5905.0 | |
| Series | S-Q 8/0 | 16A | 500V/6kV/3 | S-Q 17 | 10A | 250V/4kV/3 |
| No. of poles | 8p + ⊕ <i>New</i> | | | 17p + ⊕ <i>New</i> | | |
| Electrical characteristics according to EN61984 UL/CSA 600V-UL1977 UL, (UL, CSA), DESINA CE RoHS |  | | |  | | |
| Size | «32x13» | | | «32x13» | | |
| Terminal | Crimp | | | Crimp | | |
| Wire section mm ² /AWG | 0,14 ÷ 4 / 26-12 | | | 0,14 ÷ 2,5 / 26-14 | | |
| Numbering | 1-8 | | | 1-17 | | |
| Female insert | 7608.5807.0 | | | 7617.5811.0 | | |
| Male insert | | 7608.5907.0 | | | 7617.5911.0 | |
| Series | S-QD | Power 40A 400V/690V/4kV/3 Signal 10A 250V/4kV/3 | | | | |
| No. of poles | 4p x 40A + 2p x 10A + ⊕ <i>New</i> | | | | | |
| Electrical characteristics according to EN61984 UL/CSA 600V-UL1977 UL, (UL, CSA), DESINA CE RoHS |  | | | | | |
| Size | «32x13» | | | | | |
| Terminal | Crimp | | | | | |
| Wire section mm ² /AWG | Power 1,5 ÷ 6/16-10 - Signal 0,14 ÷ 2,5/26-14 | | | | | |
| Numbering | 1-4 | 11-12 | | | | |
| Female insert | 7606.5815.0 | | | | | |
| Male insert | | 7606.5915.0 | | | | |

